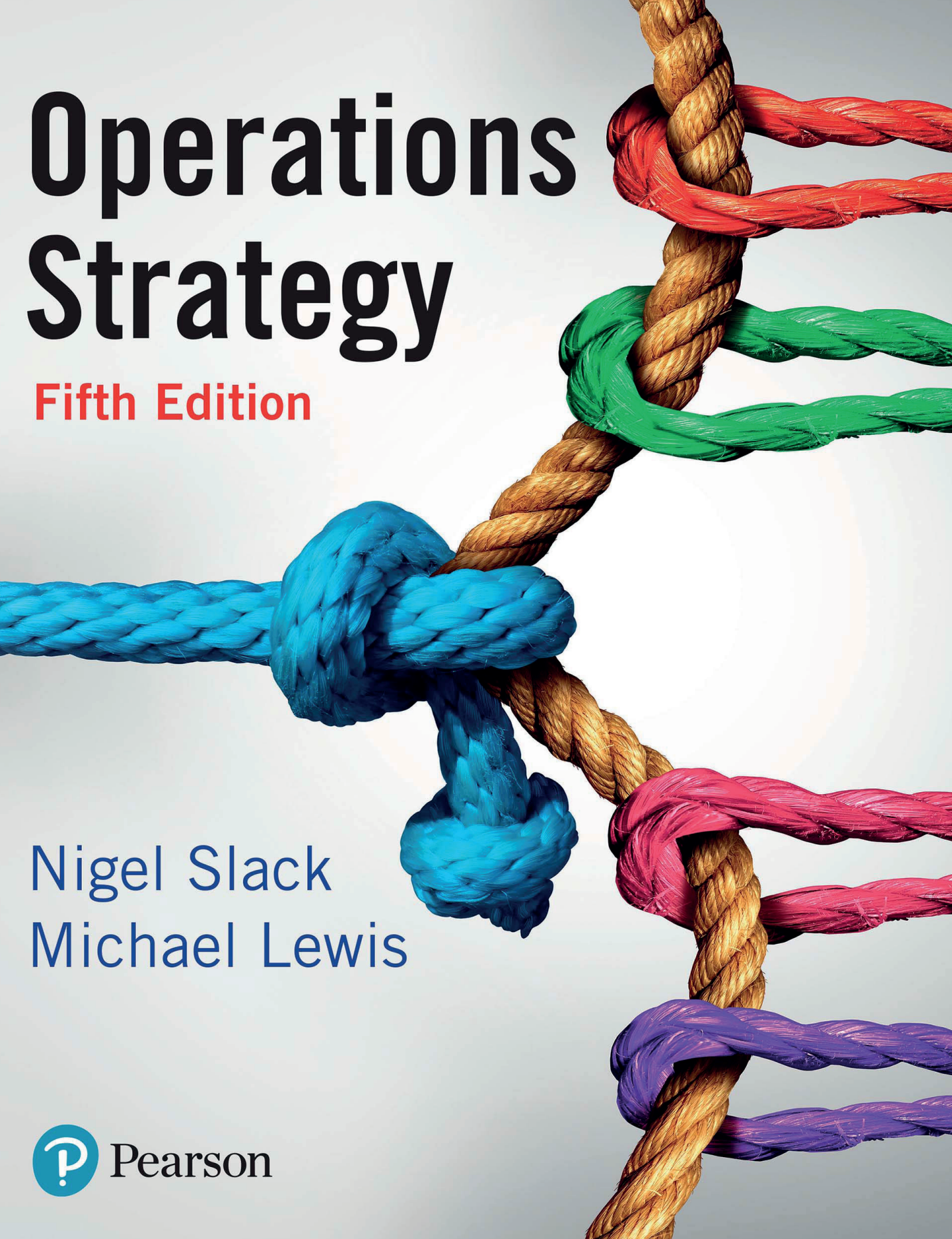


# Operations Strategy

Fifth Edition

Nigel Slack  
Michael Lewis



# OPERATIONS STRATEGY



Pearson

At Pearson, we have a simple mission: to help people make more of their lives through learning.

We combine innovative learning technology with trusted content and educational expertise to provide engaging and effective learning experiences that serve people wherever and whenever they are learning.

From classroom to boardroom, our curriculum materials, digital learning tools and testing programmes help to educate millions of people worldwide – more than any other private enterprise.

Every day our work helps learning flourish, and wherever learning flourishes, so do people.

To learn more, please visit us at [www.pearson.com/uk](http://www.pearson.com/uk)

# OPERATIONS STRATEGY

**Fifth Edition**

**Nigel Slack**

**Michael Lewis**



**Pearson**

---

Harlow, England • London • New York • Boston • San Francisco • Toronto • Sydney  
Dubai • Singapore • Hong Kong • Tokyo • Seoul • Taipei • New Delhi  
Cape Town • São Paulo • Mexico City • Madrid • Amsterdam • Munich • Paris • Milan

**Pearson Education Limited**

Edinburgh Gate  
Harlow CM20 2JE  
United Kingdom  
Tel: +44 (0)1279 623623  
Web: www.pearson.com/uk

First published 2002 (print)  
Second edition published 2008 (print)  
Third edition published 2011 (print and electronic)  
Fourth edition published 2015 (print and electronic)  
**Fifth edition published 2017 (print and electronic)**

© Pearson Education Limited 2002, 2008 (print)  
© Pearson Education Limited 2011, 2015, 2017 (print and electronic)

The rights of Nigel Slack & Michael Lewis to be identified as authors of this work have been asserted by them in accordance with the Copyright, Designs and Patents Act 1988.

The print publication is protected by copyright. Prior to any prohibited reproduction, storage in a retrieval system, distribution or transmission in any form or by any means, electronic, mechanical, recording or otherwise, permission should be obtained from the publisher or, where applicable, a licence permitting restricted copying in the United Kingdom should be obtained from the Copyright Licensing Agency Ltd, Barnard's Inn, 86 Fetter Lane, London EC4A 1EN.

The ePublication is protected by copyright and must not be copied, reproduced, transferred, distributed, leased, licensed or publicly performed or used in any way except as specifically permitted in writing by the publishers, as allowed under the terms and conditions under which it was purchased, or as strictly permitted by applicable copyright law. Any unauthorised distribution or use of this text may be a direct infringement of the authors' and the publisher's rights and those responsible may be liable in law accordingly.

All trademarks used herein are the property of their respective owners. The use of any trademark in this text does not vest in the author or publisher any trademark ownership rights in such trademarks, nor does the use of such trademarks imply any affiliation with or endorsement of this book by such owners.

Pearson Education is not responsible for the content of third-party internet sites.

ISBN: 978-1-292-16249-2 (print)  
978-1-292-16251-5 (PDF)  
978-1-292-16250-8 (ePub)

**British Library Cataloguing-in-Publication Data**

A catalogue record for the print edition is available from the British Library

**Library of Congress Cataloging-in-Publication Data**

Names: Slack, Nigel, author. | Lewis, Michael, 1969- author.  
Title: Operations strategy / Nigel Slack, Michael Lewis.  
Description: Fifth edition. | Harlow, England ; New York : Pearson Mission, 2017. | Includes bibliographical references and index.  
Identifiers: LCCN 2016053931 | ISBN 9781292162492 (Print) | ISBN 9781292162515 (PDF) | ISBN 9781292162508 (ePub)  
Subjects: LCSH: Production management.  
Classification: LCC TS155 .S563 2017 | DDC 658.5--dc23  
LC record available at <https://lcn.loc.gov/2016053931>

10 9 8 7 6 5 4 3 2 1  
21 20 19 18 17

Print edition typeset in Stone Serif ITC Pro 9.5/12 pts by SPi Global  
Printed in Slovakia by Neografia

NOTE THAT ANY PAGE CROSS REFERENCES REFER TO THE PRINT EDITION

# Brief Contents

List of figures, tables and exhibits from case studies	xi
Preface	xix
Acknowledgements	xxiii
Publisher's acknowledgements	xxiv
<b>1 Operations strategy – developing resources and processes for strategic impact</b>	<b>1</b>
<b>2 Operations performance</b>	<b>45</b>
<b>3 Substitutes for strategy</b>	<b>91</b>
<b>4 Capacity strategy</b>	<b>121</b>
<b>5 Purchasing and supply strategy</b>	<b>154</b>
<b>6 Process technology strategy</b>	<b>196</b>
<b>7 Improvement strategy</b>	<b>233</b>
<b>8 Product and service development and organisation</b>	<b>272</b>
<b>9 The process of operations strategy – formulation and implementation</b>	<b>309</b>
<b>10 The process of operations strategy – monitoring and control</b>	<b>341</b>
Case studies	369
Index	483



# Contents

List of figures, tables and exhibits from case studies	xi
Preface	xix
Acknowledgements	xxiii
Publisher's acknowledgements	xxiv
<b>Chapter 1 Operations strategy – developing resources and processes for strategic impact</b>	<b>1</b>
Introduction	1
Why is operations excellence fundamental to strategic success?	2
What is strategy?	7
What is operations strategy and how is it different from operations management?	9
What is the 'content' of operations strategy?	25
The operations strategy matrix	32
What is the 'process' of operations strategy?	33
How is operations strategy developing?	36
Summary answers to key questions	41
Further reading	43
Notes on the chapter	43
<b>Chapter 2 Operations performance</b>	<b>45</b>
Introduction	45
Operations performance can make or break any organisation	46
Judging operations performance at a societal level?	48
Judging operations performance at a strategic level	53
Judging operations performance at an operational level?	56
The relative importance of performance objectives changes over time	68
Trade-offs – are they inevitable?	72
Targeting and operations focus	80
Summary answers to key questions	87
Further reading	89
Notes on the chapter	89
<b>Chapter 3 Substitutes for strategy</b>	<b>91</b>
Introduction	91
Fads, fashion and the 'new' approaches to operations	92
Total quality management (TQM)	93
Lean operations	99
Business process reengineering (BPR)	105
Six Sigma	109



Some common threads	115
Summary answers to key questions	119
Further reading	120
<b>Chapter 4 Capacity strategy</b>	<b>121</b>
Introduction	121
What is capacity strategy?	122
The overall level of operations capacity	122
The number and size of sites	133
Capacity change	135
Location of capacity	142
Summary answers to key questions	151
Further reading	152
Notes on the chapter	152
<b>Chapter 5 Purchasing and supply strategy</b>	<b>154</b>
Introduction	154
What is purchasing and supply strategy?	154
Do or buy? The vertical integration decision	166
Contracting and relationships	172
Which type of arrangement?	181
Supply network dynamics	182
Managing suppliers over time	187
Purchasing and supply chain risk	190
Summary answers to key questions	193
Further reading	194
Notes on the chapter	195
<b>Chapter 6 Process technology strategy</b>	<b>196</b>
Introduction	196
What is process technology strategy?	197
Process technology should reflect volume and variety	202
The product–process matrix	208
The challenges of information technology (IT)	213
Evaluating process technology	217
Summary answers to key questions	230
Further reading	231
Notes on the chapter	232
<b>Chapter 7 Improvement strategy</b>	<b>233</b>
Introduction	233
Operations improvement	233
Setting the direction	240
Importance–performance mapping	246
Developing operations capabilities	251
Deploying capabilities in the market	263

Summary answers to key questions	268
Further reading	270
Notes on the chapter	270
<b>Chapter 8 Product and service development and organisation</b>	<b>272</b>
Introduction	272
Innovation, design and creativity	273
The strategic importance of product and service development	277
Product and service development as a process	284
A market requirements' perspective on product and service development	293
An operations resources perspective on product and service development	298
Summary answers to key questions	306
Further reading	307
Notes on the chapter	308
<b>Chapter 9 The process of operations strategy – formulation and implementation</b>	<b>309</b>
Introduction	309
Formulating operations strategy	310
What is the role of alignment?	310
Maintaining alignment over time	314
What analysis is needed for formulation?	320
The challenges to operations strategy formulation	323
How do we know when the formulation process is complete?	324
What is operations strategy implementation?	326
Summary answers to key questions	338
Further reading	339
Notes on the chapter	340
<b>Chapter 10 The process of operations strategy – monitoring and control</b>	<b>341</b>
Introduction	341
What are the differences between operational and strategic monitoring and control?	342
How is progress towards strategic objectives tracked?	345
How can the monitoring and control process attempt to control risks?	351
How does learning contribute to strategic control?	358
Summary answers to key questions	366
Further reading	367
Notes on the chapter	368
<b>Case studies</b>	<b>369</b>
Aarens Electronic	373
Aztec Component Supplies	377
Carglass®: building and sustaining a customer-centric-organisation	379

Clever Consulting	393
Delta Synthetic Fibres (DSF)	395
Developing 'Savory Rosti-crisps' at Dreddo Dan's	401
Disneyland Resort Paris	405
Dresding Medical	412
Hagen Style	414
Hartford Building Society: to measure, or not to measure?	416
IDEO: service design (A)	422
McDonald's: half a century of growth	441
Ontario Facilities Equity Management (OFEM)	447
Operations strategy at Galanz	451
Slagelse Industrial Services (SIS)	466
The Thought Space partnership	469
Turnround at the Preston plant	472
Zara's operating model	476
Zentrill	481
<b>Index</b>	<b>483</b>

# List of figures, tables and exhibits from case studies

## Figures

Figure 1.1	All operations transform input resources into products and services	2
Figure 1.2	The hierarchy of operations describes networks at different levels of analysis. Three are illustrated here; the supply network, the operation, and the process	4
Figure 1.3	The Four Vs analysis for some retail banking services	6
Figure 1.4	The Four Vs analysis for a conventional supermarket and Ocado	7
Figure 1.5	Four perspectives on operations strategy – top-down, bottom-up, market requirements and operations resources	11
Figure 1.6	Top-down and bottom-up perspectives of strategy for the metrology company	13
Figure 1.7	The ‘market requirements’ and ‘operations resource’ analysis of the lighting company	15
Figure 1.8	The four features of the VRIO framework	21
Figure 1.9	The content of operations strategy reconciles the market requirements and operations resource perspectives; the process of operations strategy reconciles the top-down and bottom-up perspectives	25
Figure 1.10	Operations strategy is the strategic reconciliation of market requirements with operations resources	26
Figure 1.11	Decomposing the ratio profit/total assets to derive the four strategic decision areas of operations strategy	29
Figure 1.12	The operations strategy matrix	32
Figure 1.13	Operations strategy matrix for Pret A Manger	34
Figure 1.14	The stages of the process of operations strategy	35
Figure 1.15	The relationship between the concepts of ‘the business model’ and the ‘operating model’	40
Figure 2.1	This chapter looks at how the relative importance of the market requirements and operations resource perspectives change over time, how performance objectives trade off between each other, and how operations focus can lead to exceptional performance	45
Figure 2.2	Three levels of operations performance	48

Figure 2.3	Broad objectives for a parcel delivery operation applied to stakeholder groups	49
Figure 2.4	Significant times for the delivery of two products/services	58
Figure 2.5	Different product groups require different performance objectives	64
Figure 2.6	Polar diagrams for newspaper collection (NC) and general recycling (GR) services and a proposed police performance method	64
Figure 2.7	Qualifiers, order-winners and delights expressed in terms of their competitive benefit with achieved performance Note. There is an erosion of delights and order winners over time	65
Figure 2.8	What is the operation doing today to develop the capabilities which will provide the 'Delights' of the future?	67
Figure 2.9	The effects of the product/service life cycle on operations performance objectives	68
Figure 2.10	Market requirements, operations resources and strategic reconciliation at VW over 70 years	73
Figure 2.11	The efficient frontier	77
Figure 2.12	To what extent do ethical and financial performance trade-off?	78
Figure 2.13	Burning bridges behind you increases commitment but reduces flexibility	85
Figure 3.1	This chapter concerns how some organisations use 'approaches' to operations improvement as substitutes for strategy	91
Figure 3.2	EFQM excellence model	98
Figure 3.3	TQM elements in the four operations strategy decision categories	99
Figure 3.4	(a) Traditional and (b) lean synchronised flow between stages	100
Figure 3.5	Lean elements in the four operations strategy decision categories	104
Figure 3.6	BPR advocates reorganizing (reengineering) processes to reflect the natural 'end-to-end' processes that fulfill customer needs	107
Figure 3.7	BPR elements in the four operations strategy decision categories	109
Figure 3.8	The DMAIC cycle of define, measure, analyse, improve and control	111
Figure 3.9	Six Sigma elements in the four operations strategy decision categories	114
Figure 3.10	Each of the 'new approaches' positioned in terms of their emphasis on what changes to make or how to make the changes, and whether they emphasise rapid or gradual change	117

Figure 4.1	This chapter looks at capacity strategy	121
Figure 4.2	Some factors influencing the overall level of capacity	124
Figure 4.3	Cost, volume and profit illustration	128
Figure 4.4	Unit cost curves	128
Figure 4.5	Expanding physical capacity in advance of effective capacity can bring greater returns in the longer term	132
Figure 4.6	Some factors influencing the number and size of sites	133
Figure 4.7	Some factors influencing the timing of capacity change	136
Figure 4.8	(a) Capacity-leading and capacity-lagging strategies and (b) Smoothing with inventory means using the excess capacity of one period to produce inventory which can be used to supply the under-capacity period	137
Figure 4.9	(a) Capacity plans for meeting demand using either 800- or 400-unit capacity plants and (b) Smaller-scale capacity increments allow the capacity plan to be adjusted to accommodate changes in demand	139
Figure 4.10	Rarely does each stage of a supply chain have perfectly balanced capacity because of different optimum capacity increments	141
Figure 4.11	Some factors influencing the location of sites	144
Figure 5.1	Issues covered in this chapter	155
Figure 5.2	Supply networks are the interconnections of relationships between operations	156
Figure 5.3	(a) Dyadic relationships in a simple supply network and example (b) Triadic relationship and example	157
Figure 5.4	The value net (based on Brandenburger and Nalebuff)	160
Figure 5.5	Wimbledon's tennis balls travel over 80,000 kilometres in their supply network	164
Figure 5.6	Types of supply arrangement	166
Figure 5.7	The decision logic of outsourcing	169
Figure 5.8	Generic sourcing strategies	171
Figure 5.9	Supply arrangements are a balance between contracting and relationship	172
Figure 5.10	Elements of partnership relationships	174
Figure 5.11	Cooper Bikes supply chain	180
Figure 5.12	Fluctuations of production levels along supply chain in response to small change in end-customer demand	183
Figure 5.13	Potential perception mismatches in supply chains	185

Figure 5.14	Typical supply chain dynamics	187
Figure 5.15	Matching the operations resources in the supply chain with market requirements	190
Figure 6.1	Issues covered in this chapter	196
Figure 6.2	Waste product recycling at Marmite	198
Figure 6.3	The generic form of technology road maps (TRMs)	201
Figure 6.4	Simplified example of a technology road map for the development of products/services, technologies and processes for a facilities management service	201
Figure 6.5	The three dimensions of process technology are often closely linked	208
Figure 6.6	The product–process matrix and the technology dimensions	209
Figure 6.7	Market pressures are requiring operations to be both flexible and low cost	211
Figure 6.8	New developments in process technology can change the cost–flexibility trade-off	212
Figure 6.9	The ERP structure for the sandwich company	214
Figure 6.10	Broad categories of evaluation criteria for assessing concepts	218
Figure 6.11	Cash inflows, outflows and requirements up to the finish of the project (€000s)	220
Figure 6.12	Assessing the ‘acceptability’ of a process technology	221
Figure 6.13	Performance of laboratory analysis and data-based systems	227
Figure 7.1	Issues covered in this chapter	234
Figure 7.2	The ‘direct’, ‘develop’, ‘deploy’ strategic improvement cycle	239
Figure 7.3	Directing improvement is a cycle of comparing targets with performance	240
Figure 7.4	Performance targets can involve different levels of aggregation	242
Figure 7.5	Different standards of comparison give different messages	245
Figure 7.6	The importance–performance matrix	248
Figure 7.7	The importance–performance matrix for TAG’s ‘overnight temperature-controlled’ service	250
Figure 7.8	The sandcone model of improvement; cost reduction relies on a cumulative foundation of improvement in the other performance objectives	251
Figure 7.9	Log-log experience curve for a voucher processing centre	252
Figure 7.10	Knowledge management systems exploit the ability of e-technologies to collect knowledge and connect individuals and knowledge in order to encourage collaboration	258

Figure 7.11	The Nonaka and Takeuchi knowledge model	261
Figure 7.12	Process control may be one of the most operational tasks, but it can bring strategic benefits	263
Figure 7.13	Deploying operations capabilities to create market potential means ensuring that the operations function is expected to contribute to market positioning	264
Figure 7.14	The four-stage model of operations contribution	267
Figure 8.1	Issues covered in this chapter	272
Figure 8.2	The relationship between creativity, innovation and design	274
Figure 8.3	The S-shaped curve of innovation	274
Figure 8.4	The Henderson–Clark Model	275
Figure 8.5	The increasing strategic importance of product and service development	277
Figure 8.6	The link between product/service and process development can be closer in service industries	282
Figure 8.7	Operations strategy analysis for product and service development	287
Figure 8.8	A typical ‘stage model’ of the product and service development process	288
Figure 8.9	(a) The idealised development funnel (b) The development funnel for one company	291
Figure 8.10	(a) Sequential arrangement of the stages in the development activity (b) Simultaneous arrangement of the stages in the development activity	292
Figure 8.11	Slow or delayed development times, which can be the result of quality or flexibility failures, will increase costs and can reduce revenue	297
Figure 8.12	The ‘vicious cycle’ of under-resourcing development capacity	299
Figure 8.13	Organisation structures for design processes	305
Figure 9.1	This chapter concerns the formulation and implementation stages of the process of operations strategy	309
Figure 9.2	In operations strategy ‘fit’ is the alignment between market and operations capability	311
Figure 9.3	Align operations resources with market requirements or align market positioning with operations resources capabilities	313
Figure 9.4	Alignment over time at CAG Recycling Services	317
Figure 9.5	‘Fit’ is concerned with ensuring comprehensiveness, correspondence, coherence and criticality	325



Figure 9.6	Implementing an operations strategy that involves moving from A to B means understanding current and intended market requirements and operations resource capabilities so that the extent and nature of the change can be assessed	328
Figure 9.7	A typology of the 'central operations' function	331
Figure 9.8	Information relationships for the four types of central operations functions	333
Figure 10.1	This chapter concerns the monitoring and control stages of the process of operations strategy	341
Figure 10.2	Monitoring and control is less clear at a strategic level	342
Figure 10.3	Monitoring and control types	344
Figure 10.4	Process objectives for centralisation of risk assessment departments implementation	347
Figure 10.5	The measures used in the balanced scorecard	350
Figure 10.6	Excessively tight 'fit' can increase the risks of misalignment between market requirements and operations resources capability	352
Figure 10.7	Implementing a strategy that moves an operation from A to B may mean deviating from the 'line of fit' and therefore exposing the operation to risk	353
Figure 10.8	Pure risk has only negative consequences (A to C). Speculative risk can have both positive (A to B) and negative (A to D or A to E) consequences	354
Figure 10.9	The reduction in performance during and after the implementation of a new technology reflects 'adjustments costs'	357
Figure 10.10	Single-loop learning in operations and the potential limitations of single-loop learning	359
Figure 10.11	Double-loop learning questions the appropriateness of operations performance	360
Figure 10.12	'Disruptive' technological change	363
Figure 10.13	Learning potential depends on both resource and process 'distance'	364
Figure 10.14	The stakeholder power-interest grid	365

## Tables

Table 1.1	Examples of operations management and operations strategy questions	10
Table 1.2	Competitive factors for three operations grouped under their generic performance objectives	27

Table 1.3	Some decisions in each decision area for a hotel chain and an automobile manufacturer	31
Table 2.1	Typical stakeholders' performance objectives	50
Table 2.2	Examples of 'hard' and 'soft' dimensions of specification quality	57
Table 2.3	The range and response dimensions of the four types of total operations flexibility	60
Table 2.4	Internal and external benefits of excelling at each performance objective	62
Table 2.5	Multiple dimensions of sustainability	80
Table 2.6	Firms can use various criteria to 'focus' on their operations	84
Table 4.1	Three levels of capacity decision	123
Table 4.2	Analysis of existing operation and two options	134
Table 4.3	The advantages and disadvantages of pure leading, pure lagging and smoothing with inventories strategies of capacity timing	138
Table 5.1	How in-house and outsourced supply may affect an operation's performance objectives	167
Table 5.2	A summary of some problems that can arise from asymmetric information	173
Table 5.3	Understanding the qualitative dynamics of supply chains	185
Table 5.4	Coordinating mechanisms for reducing supply chain dynamic instability	188
Table 5.5	Indicative purchasing and supply-related risks	192
Table 6.1	Some process technologies classified by their primary inputs	199
Table 6.2	Evaluating the acceptability of process technology investment on market criteria	223
Table 6.3	The four dimensions of 'strategic' operations resources	225
Table 7.1	Some features of continuous/exploitation improvement and breakthrough/exploration improvement	237
Table 7.2	The degree of process change can be characterised by changes in the arrangement and nature of process activities	238
Table 7.3	Some typical partial measures of performance	244
Table 7.4	Characteristics of Bohn's eight stages of process knowledge	254
Table 8.1	The degree of product/service change can affect both its external appearance and its internal methodology/technology	279
Table 9.1	Internal and external 'defensive' static mechanisms of sustainability	319
Table 9.2	Some possible operations-related factors in a SWOT analysis	321
Table 10.1	Type I and type II errors for the control of an operations strategy implementation	358

## Exhibits from case studies

<b>Carglass®: building and sustaining a customer-centric organisation</b>		<b>379</b>
Exhibit 1	Presentation of the Belron® Group (Figures 2009)	380
Exhibit 2	From opportunity to job: The Waterfall concept (Figures 2009)	383
Exhibit 3	The Carglass® Circle of Success	385
Exhibit 4	Carglass®'s leadership effectiveness	386
Exhibit 5a	Carglass®'s overall employee satisfaction scores	387
Exhibit 5b	Detailed employee satisfaction scores	387
Exhibit 6a	Carglass®'s overall customer satisfaction scores	388
Exhibit 6b	Detailed customer satisfaction scores (Figures 2009)	389
Exhibit 7	Carglass®'s financial information	390
<b>Delta Synthetic Fibres (DSF)</b>		<b>395</b>
Exhibit 1	Current market volumes by product and region, 2004 (millions of kg)	400
Exhibit 2	Forecasts Britlene and Britlon ranges	400
Exhibit 3	Estimated Britlon capital costs	400
<b>IDEO: service design (A)</b>		<b>422</b>
Exhibit 1	IDEO practice areas as of January 2005	436
Exhibit 2	IDEO's product development process	436
Exhibit 3	IDEO Method Cards	438
<b>Ontario Facilities Equity Management (OFEM)</b>		<b>447</b>
Exhibit 1	Revenue projections for the three investment opportunities	450
<b>Operations strategy at Galanz</b>		<b>451</b>
Exhibit 1	Production and sales of Galanz microwave ovens (1992–2003)	452
Exhibit 2	Revenue and profit of Galanz microwave ovens (2000–2003)	452
Exhibit 3	Transformation of Galanz group in microwave oven business	455
Exhibit 4	Galanz price-cutting cycle	457
Exhibit 5	Stages of Galanz price war in China (1996–2002)	458
Exhibit 6	Magnetrons developed and produced by Galanz (2000–present)	460
Exhibit 7	Company structure of Galanz group in 2002	462

# Preface

‘Operations’ should not be confused with ‘operational’. In fact operations strategy is a major source of competitive advantage in for-profit businesses and the route to achieving social welfare in not-for-profit enterprises. No matter what sector, it can have a huge impact – not just in the short term, but also on an enduring basis. Just look at those companies that have transformed their prospects through the way they manage their operations resources strategically: Amazon, Apple, Dyson, IKEA, Intel, Rolls Royce, Samsung, Singapore Airlines, Tesco, ARM, Toyota, Wipro, Zara and many more, all have developed their strategic operations capabilities to the point where they represent a formidable asset. (And all are amongst the many examples to be found in this book.) These firms have found that it is the way they manage their operations, and their resources in general, that sets them apart from, and above, their competitors.

The dilemma is that when we talk about ‘operations’, we must include the majority of the firm’s resources, because contributing to creating the firm’s services and products is such an all-consuming task. And when something is all around us, like operations resources are, it can be difficult to see them in their entirety. This is the paradox of operations strategy. It lies at the heart of how organisations manage their strategic intent in practice and is vitally important for long-term success. Yet it is also so all-embracing that it becomes easy to underestimate the significance of the subject.

If you doubt the importance of the subject, the following are just some of the decisions with which operations strategy is concerned.

- How should the organisation satisfy the requirements of its customers?
- How should each function within the organisation satisfy the requirements of its *internal* customers?
- What intrinsic capabilities should the organisation try and develop as the foundation for its long-term success?
- How specialised should the organisation’s activities become?
- Should the organisation sacrifice some of its objectives in order to excel at others?
- How big should the organisation be?
- Where should the organisation locate its resources?
- When should it expand or contract, and by how much?
- What should it do itself and what should it contract out to other businesses?
- How should it develop relationships with other organisations?
- What type of technology should it invest in?
- How should it organise the way it develops new products and services?
- How should it bind together its resources into an organisational structure?
- How should the organisation’s resources and processes be improved and developed over time?
- What guiding principles should shape the way any organisation formulates its operations strategies?

All these questions are not merely important – they are fundamental. No organisation, whether large or small, for-profit or not-for-profit, in the services or manufacturing sector and international or local, can ignore such questions. Operations strategy is central, ubiquitous and vital to any organisation’s sustained success.

### New to this edition

The success of the previous four editions was helped by the many suggestions we received from fellow teachers and students of operations strategy. They have been kind enough to provide further feedback that has informed the changes we have made for the fifth edition. The changes include the following:

- The introduction (and reintroduction) of short and long case studies, while retaining those that proved popular from the previous edition. These cases can still be used to form the basis of a whole course in operations strategy.
- An approach that highlights some of the developments in operations strategy, especially how its concepts are having wider application.
- Many new and updated examples, which cover the topical issues in operations strategy.
- The inclusion of some new material relating to such issues as the VRIO framework, the idea of the three levels of performance, business ecosystems, and topics in product/service innovation.

### The aim of this book

The aim of this book is to provide a treatment of operations strategy that is clear, well structured and interesting. It seeks to apply some of the ideas of operations strategy to a variety of businesses and organisations. The text provides a logical path through the key activities and decisions of operations strategy, as well as covering the broad principles that underpin the subject and the way in which operations strategies are put together in practice.

More specifically, the text aims to be:

- Balanced in its treatment of the subject. In addition to taking the orthodox ‘market-led’ approach to operations strategy, the book also provides an alternative but complementary ‘resource-based’ perspective.
- Conceptual in the way it treats the decisions, activities and processes that together form an organisation’s operations strategy. Although some examples are quantified, the overall treatment in the book is managerial and practical.
- Comprehensive in its coverage of the more important ideas and issues, which are relevant to most types of business. In any book covering such a broad area as operations strategy, one cannot cover everything. However, we believe that the more important issues are all addressed.
- Grounded in the various bodies of knowledge that underpin operations strategy. Theory is included in most chapters, which introduces concepts and principles, often from other academic disciplines, and which illuminates the particular operations strategy issue being discussed.

- International in the examples it uses to describe practical operations strategy issues.

## Who should use this book?

This book is intended to provide a broad introduction to operations strategy for all students who wish to understand the strategic importance and scope of the operations function. For example:

- MBA students, who should find that it both links and integrates their experience and study of operations management with their core studies in business strategy.
- Higher-level undergraduates studying business or technical subjects, although we assume a prior knowledge of the basics of operations management.
- Postgraduate students on other specialised Master's degrees, who should find that it provides them with a well-grounded approach to the subject.
- Executives, who will also be able to relate the practical and pragmatic structure of the book to the more conceptual and theoretical issues discussed within the structure.

## Distinctive features

### Clear structure

The book employs coherent models of the subject that run through each part of the text and explain how the chapters fit into the overall subject. Key questions set the scene at the beginning of each chapter and also provide a structure for the summary at the end of each chapter.

### Illustration-based

The study of operations, even at a strategic level, is essentially a practical subject and cannot be taught in a purely theoretical manner. Because of this we have used both abstracted examples and 'boxed' examples, which explain some issues faced by real operations.

### Theory

Operations strategy is a practical subject that is driven by theoretical ideas. Most chapters contain one or more theories that explain the underpinning ideas that have contributed to our understanding of the issues being discussed.

### Case studies

The book includes a number of case studies suitable for class discussion. The cases are long enough to provide depth and serve as illustrations, which can be used to supplement class sessions.

## Selected further reading

Every chapter ends with a list of further reading, which takes the topic covered in the chapter further or treats some important related issues.

## Website

A website is available that helps students to develop a firm understanding of each issue covered in the book and provides lecturers with pedagogical assistance. There are also Instructor's manual and PowerPoints available.

## Chapters

Chapter 1 defines operations strategy in terms of the reconciliation between market requirements and operations resources.

Chapter 2 looks at three interrelated issues that affect reconciliation – how operations change over time, how operations deal with trade-offs and how trade-offs can be used to understand 'targeted', or focused, operations.

Chapter 3 examines some of the popular approaches to improving operations performance. These are total quality management (TQM), lean operations, business process reengineering (BPR) and Six Sigma. Although they are not strategies as such, implementing any of them is a strategic decision.

Chapter 4 examines those decisions that shape the overall capacity of the operations resources, particularly the level of capacity and where the capacity should be located, and deals with the dynamics of the capacity decision by examining how capacity is changed over time.

Chapter 5 looks at supply networks – in particular, the nature of the relationships that develop between the various operations in a network, the advantages of taking a total network perspective and how networks behave in a dynamic sense.

Chapter 6 characterises the various types of process technology that are at the heart of many operations; it looks at the effects of some newer types of technology on operations capabilities and proposes some ideas that help operations to choose between different technologies and implement them once chosen.

Chapter 7 examines the way operations resources can be developed and improved within the organisation, especially how capabilities can be directed, developed and deployed in a cycle of improvement.

Chapter 8 applies some of the issues covered in the previous chapters to the activities associated with product and service development and organisation.

Chapter 9 is concerned with 'how' to reconcile market requirements with operations resources over the long term. In particular it looks at the first two of the four stages of the process of operations strategy, namely formulation and implementation.

Chapter 10 looks at the final two stages of the four stages of the process of operations strategy, namely monitoring and control.

# Acknowledgements

Again we have been fortunate enough to receive advice on this and earlier editions from a number of leading academics and industrialists. In particular: Pär Åhlström of Chalmers University, David Barnes of the Open University, Mike Bourne of Cranfield University, Raffaella Cagliano of Politecnico di Milano, Dan Chicksand of Birmingham University, Ben Clegg of Aston University, Paul Coghlan of Trinity College Dublin, Henrique Correa of Rollins College, Pamela Danese of the University of Padova, Roland van Dierdonck of the University of Ghent, Ian Evans of Sunderland University, Kasra Ferdows of Georgetown University, Janet Godsell of Warwick University, Mike Gregory of Cambridge University, Linda Hendry of Lancaster University, Christer Karlsson of Copenhagen Business School, Bart McCarthy of Nottingham University, Samuel B. Larsen of IHK (Copenhagen University College of Engineering), Arunkumar Madapusi of Drexel University, Andy Neely of Cambridge University, Phil Morgan of Oxford Brookes University, Andy Neely of Cranfield University, Jan Olhager of Lund University, Ken Platts of Cambridge University, Dan Paulin of Chalmers University, Giovanni Perrone of the University of Palermo, Zoran Perunovic of Danish Technical University, Gerald Reiner of Université de Neuchâtel, James Rowell of the University of Buckingham, Sofia Salgado Pinto of Universidade Católica Portuguesa, Mike Shulver of Birmingham University, Rui Sousa of Universidade Católica Portuguesa, Nigel Spinks of Reading University, Martin Spring of Lancaster University, Ann Verecke of the University of Ghent, Helen Walker of Cardiff University and Gera Welker of the University of Groningen.

Our academic colleagues at Warwick and Bath Universities also helped us, both by contributing ideas and by creating a lively and stimulating work environment. At Warwick our thanks go to Nicola Burgess, Mehmet Chakkol, Emily Jamieson, Mark Johnson, Pietro Micheli, Ross Ritchie, Rhian Silvestro and Chris Voss. At Bath our thanks go to Chris Archer-Brown, Alistair Brandon-Jones, Paul Goodwin, Emma Brandon-Jones, Jie Chen, Melanie Kreye and Jens Roehrich, Brian Squire and Baris Yalabik.

We are also grateful to many friends, colleagues and company contacts. In particular, thanks go to John Palmer of the Welsh NHS, Nigel Hayter of DS Smith, Steen Karstensen, Henrik Larsen and Morten Bo Christiansen of AP Moller-Maersk, Kevin Doolan, Partner at Moller PSF Group Cambridge and Gerard Chick of Optimum Procurement Group, Peter Norris of the Royal Bank of Scotland, Hans Mayer of Nestlé, Dr Andrew Court of QinetiQ, Tony Solomons, Chris Spencer and Maurice Dunster of Waitrose, Nathan Travis of Gloucestershire Fire and Rescue, John Richardson of Elizabeth Shaw and Dr Hanno Kirner of Rolls Royce Motors.

The team from Pearson Education provided their usual highly professional support. Particular thanks to Natalia Jaszczuk, Caitlin Lisle and Archana Makhija.

Finally, and most importantly, we would like to thank our wives, Angela and Helen, for their forbearance and unwavering support.

*Nigel Slack  
Michael Lewis*



# Publisher's acknowledgements

*We are grateful to the following for permission to reproduce copyright material:*

## Figures

Figure 5.5 from The 50,000 mile journey of Wimbledon's tennis balls, *WBS News*, 02/07/2014, © Warwick Business School 2014; Figure 5.8 adapted from What Is The Right Outsourcing Strategy For Your Process?, *European Management Journal*, 26 (1), pp. 24–34 (McIvor, R., 2008), Copyright 2008, with permission from Elsevier; Figure 10.3 after Management Control of Public and Not-For-Profit Activities, *Accounting, Organizations and Society*, 6 (3), pp. 193–211 (Hofstede, G., 1981), Copyright 1981, with permission from Elsevier.

## Text

Case Study 3 from Verweire, K. and Buekens, W., 17/03/2014, Associate Professor Vlerick Business School, <http://www.vlerick.com/en/research-and-faculty/knowledge-items/knowledge/carglass-building-and-sustaining-a-customer-centric-organisation>; Case Study 4 from Micheli, P. and Beer, H., Associate Professor of Organising Healthcare Research Network, Operations Management Group, Warwick Business School, University of Warwick, <http://www.wbs.ac.uk/>; Case Study 9 from IDEO: Service Design (A), *IDEO*, 1, 606-012 (Ritesh Bhavnani, Manuel Sosa), This case was written by Ritesh Bhavnani, Research Associate and INSEAD MBA (July 2004), and Manuel Sosa, Assistant Professor of Technology and Operations Management at INSEAD, as basis for class discussion rather than to illustrate either effective or ineffective handling of an administrative situation. The information in this case has been obtained from both public sources and company interviews. Copyright © 2006 INSEAD.

# Operations strategy – developing resources and processes for strategic impact

## Introduction

For some business managers, the very idea of an ‘operations strategy’ is a contradiction in terms. After all, to be involved in the strategy process is the complete opposite of those detailed and day-to-day tasks and activities that are associated with being an operations manager. Yet, at the same time we know that operations can have a real strategic impact. For many *enduringly* remarkable enterprises, from Amazon to IKEA and from Apple to Zara, the way they manage their operations resources and processes is central to long-term strategic success. This is why it is the prime purpose of this book to demonstrate how managing operations strategically can make all types of firms better, or different, or both, from their competitors. But just as revealing is that when companies do stumble, it is often because they have either taken their eye off the operations ball, or failed to appreciate its importance in the first place. More generally, all enterprises, *and all parts of the enterprise*, need to prevent strategic decisions being frustrated by poor operational implementation. And this idea leads us to the second purpose of this book. It is to show that the principles of operations strategy can be deployed in *all* parts of the business, *all* functions of the business, and *all* its extended supply network – and that, by using these principles, any type of enterprise will benefit. This is the first chapter of the book, and we look at both these meanings of operations strategy and how all parts of the business can use four perspectives on operations strategy to establish a connection between strategy and operational processes and resources.

## KEY QUESTIONS

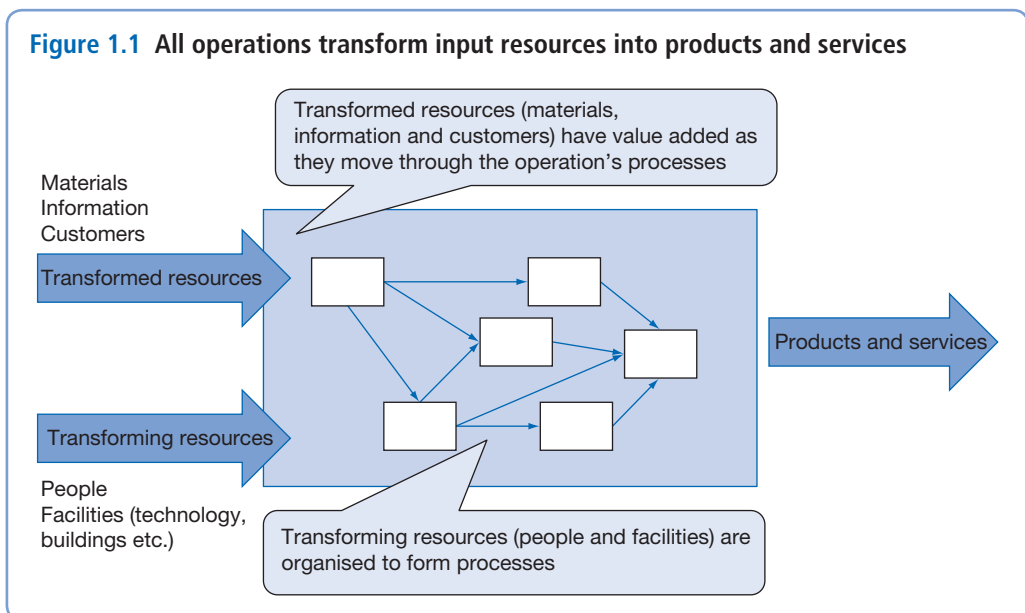
- *Why is operations excellence fundamental to strategic success?*
- *What is strategy?*
- *What is operations strategy and how is it different from operations management?*
- *How should operations strategy reflect overall strategy?*
- *How can operations strategy learn from operational experience?*
- *How do the requirements of the market influence operations strategy?*
- *How can the intrinsic capabilities of an operation’s resources influence operations strategy?*
- *What is the ‘content’ of operations strategy?*
- *What is the ‘process’ of operations strategy?*
- *How is operations strategy developing?*

## Why is operations excellence fundamental to strategic success?

‘Operations’ is the part of the organisation that creates and/or delivers its products and services. Every organisation, whether a hotel, hospital consultancy, supermarket, games developer, government department, in fact any type of organisation, has an operations function, even if it is not called that.<sup>1</sup> This is because every organisation tries to add value by producing some mix of products and services for external or internal customers. It does so by transforming inputs into outputs that satisfy some customer need. This idea is called the ‘input-transformation-output’ model of operations. Some inputs are actually changed or ‘transformed’ (usually by a combination of physical materials, information and customers). So, predominantly, a television factory processes materials, a firm of accountants processes information, while a theatre processes customers. Other resource inputs do the transforming. These are usually classified into the physical facilities (buildings, machines, equipment, computers etc.) and the people, with their skills, knowledge and experience. Transforming resources are allocated to various activities in various parts of the operation. Transformed resources move through these activities until they are transformed into a mix of products and services. The arrangement of transforming resources and the way in which transformed resources move through them, are called ‘processes’ (see Figure 1.1). So operations managers are responsible for managing two interacting sets of issues:

- 1 Resources – what type of materials, information, people (as customers or staff), technology, buildings and so on, are appropriate to best fulfil the organisation’s objectives.
- 2 Processes – how resources are organised to best create the required mix of products and services.

Or, to put it more succinctly, do we have the right resources and are we using them appropriately?



Note that most operations produce both products *and* services. But some, such as an aluminium smelter, mainly produce products with only a peripheral service element. Others, such as a psychotherapy clinic, produce almost pure services. Yet, the idea of the transformation model applies to all types of operation, manufacturing and service, for-profit and not-for-profit, those with external customers and those with internal customers. Hotels produce accommodation services, financial services invest, store, move or sell us money and investment opportunities, and manufacturing businesses physically change the shape and the nature of materials to produce products. Although these businesses are from different sectors (hospitality, banking, manufacturing, etc.), they share a very similar set of issues and problems. In fact, there are often bigger differences *within* economic sectors than *between* them. Note also that the transformation model describes functions other than the operations function. Marketing, finance, information systems and HRM all transform inputs into outputs (usually services) to satisfy customer needs. Sometimes these customers are external, sometimes internal. But the principle holds true: all parts of the business and all functions of the business are, in a sense, 'operations'.

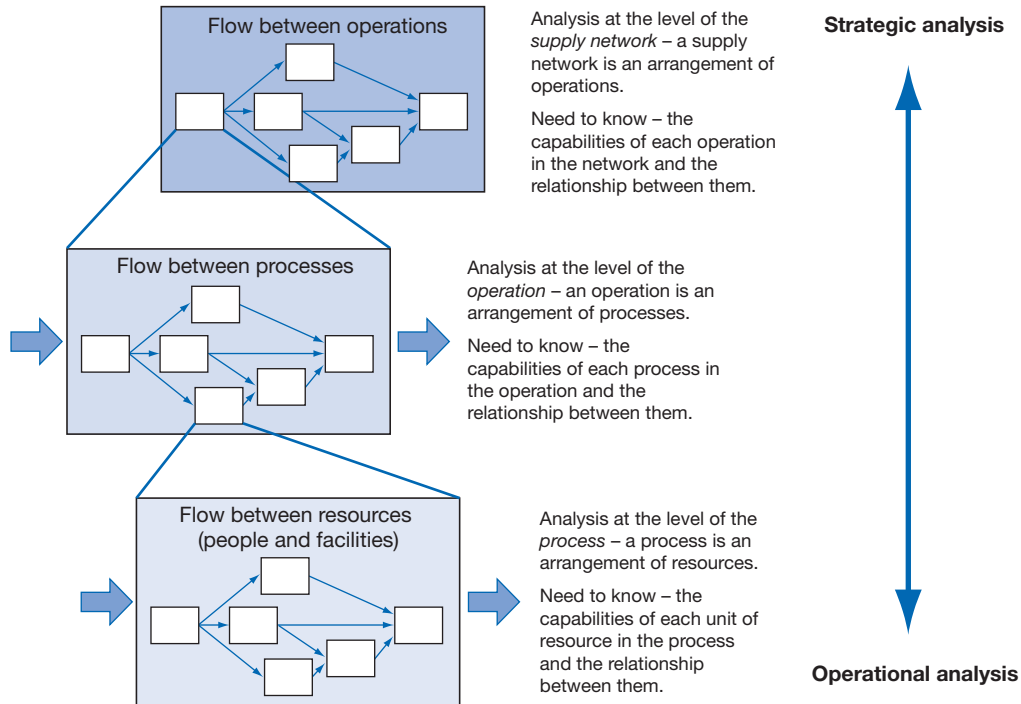
### Operations, networks and 'levels of analysis'

In Figure 1.1 we illustrated 'processes' within a transformation system as a network of transforming resources. By a 'network' we simply mean a group of two or more sets of resources linked together.

The idea of the network is fundamental to operations because *all* operations are formed of networks: networks of individual staff with their technology (e.g. computers), through which information flows; networks of work centres or departments moving physical products between them; and networks of businesses trading a complex mix of services. Networks can describe operations activity of many different types at many different levels of analysis. At a detailed micro level, networks of individual units of resource (technology and people) form processes. At a slightly higher 'level of analysis', these processes themselves are linked together to form larger organisational units that, again, are the elements of what is generally called 'the operation'. And many processes in this internal network will be in the other functions of the business. Thus, sales, marketing, HRM, finance and all the other functions' processes will form part of (and hopefully be integrated with) this internal process network. At an even higher level of analysis, any operation can also be viewed as part of a greater network of operations. It will have operations that supply it with the input products and services it needs to make its own products and services. And unless it deals directly with the end consumer, it will supply customers who themselves may go on to supply their own customers. Moreover, any operation could have several suppliers, several customers and may be in competition with other operations producing similar services to those it produces itself. This collection of operations is called the 'supply network'.

The important point here is that at each level of analysis, operations managers must understand the capabilities of the resources that form each element of their network, and how effectively they are linked together as networks. This idea is illustrated in Figure 1.2, which shows three levels of analysis: the level of the process (a network of individual units of resource), the level of the 'operation' (a network of processes) and the level of the supply network (a network of operations). This idea is called the 'hierarchy of operations'. In the study of operations strategy we shall largely (but not exclusively) focus on the higher levels of analysis.

**Figure 1.2** The hierarchy of operations describes networks at different levels of analysis. Three are illustrated here; the supply network, the operation and the process



### Not all operations are the same

All operations and processes differ in some way and so will need managing differently. Some differences are 'technical' in the sense that different products and services require different skills and technologies to produce them. However, processes also differ in terms of the nature of demand for their products or services. Four characteristics of demand, sometimes called the 'Four Vs', have a significant effect on how processes need to be managed:

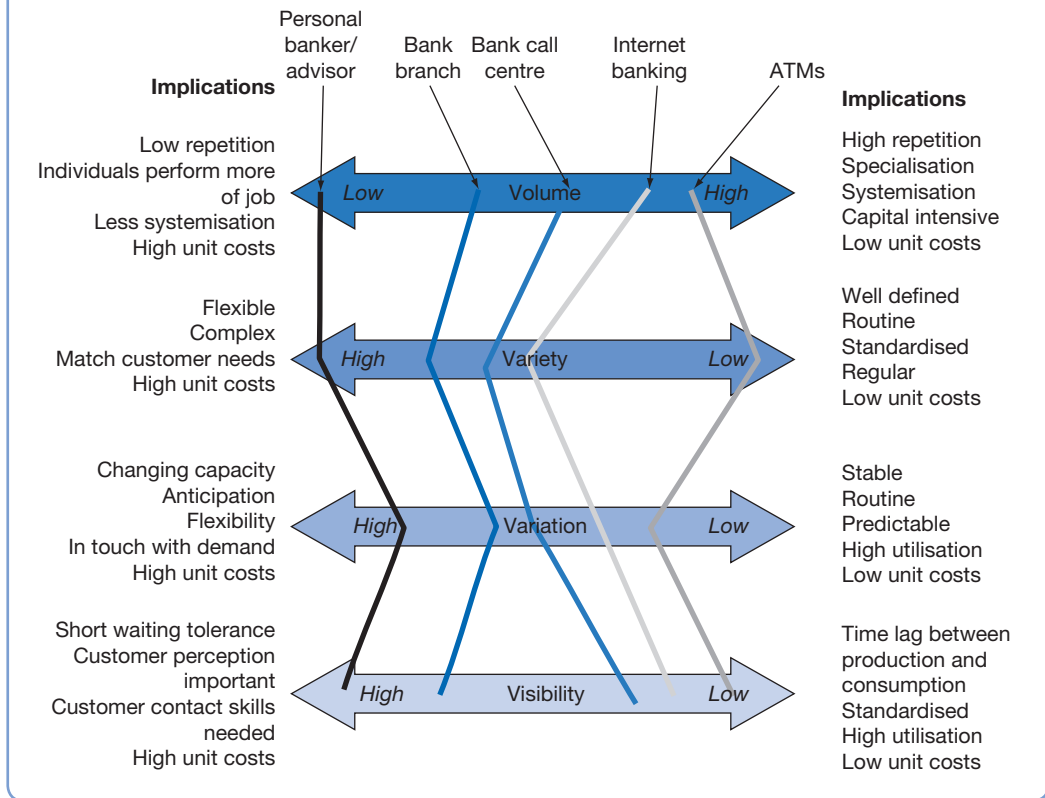
- 1 **Volume** – A high volume of output means a high degree of repeatability, making a high degree of specialisation both feasible and economic. This allows for the systemisation of activities and specialised technology that gives higher processing efficiencies. By contrast, low-volume processes with less repetition cannot specialise to the same degree. Staff perform a wider range of tasks that are less open to systemisation. Nor is it likely that efficient, high-throughput technology could be used. The implication of this is that high volume results in lower unit costs than low volume. So, for example, the volume and standardisation of large fast-food restaurant chains, such as McDonald's or KFC, enables them to produce with greater efficiency than a small, local cafeteria or diner.

- 2 **Variety** – Producing a high variety of products and services must involve a wide range of different activities, changing relatively frequently between each activity. It must also contain a wide range of skills and technology that is sufficiently ‘general purpose’ to cope with the range of activities and sufficiently flexible to change between them. High variety may also imply a relatively wide range of inputs and the additional complexity of matching customer requirements to appropriate products or services. Thus, high variety generally means higher costs than low variety. For example, a taxi company is usually prepared to pick up and drive customers almost anywhere (at a price). There are an infinite number of potential routes (products) that it offers. But, its cost per kilometre travelled will be higher than a less customised form of transport, such as a bus service.
- 3 **Variation** – Processes are generally easier to manage when they only have to cope with predictably constant demand. Resources can be geared to a level that is just capable of meeting demand. All activities can be planned in advance. By contrast, when demand is variable and/or unpredictable, resources will have to be adjusted over time. Worse still, when demand is unpredictable, extra resources will have to be designed into the process to provide a ‘capacity cushion’ that can absorb unexpected demand. For example, manufacturers of high-fashion garments have to cope with both seasonality and the uncertainty of whether particular styles may prove popular. Producing conventional business suits, by contrast, will be both less seasonal and more predictable. Because processes with lower variation do not need any extra safety capacity and can be planned in advance, they will generally have lower costs than those with higher variation.
- 4 **Visibility** – Process visibility is a slightly more difficult concept to envisage. It indicates how much of the value added by the operation is ‘experienced’ directly by customers, or how much it is ‘exposed’ to its customers. Generally, processes that act directly on customers (such as retail processes or health care processes) will have higher visibility than those that act on materials and information. However, even material- and information-transforming processes may provide a degree of visibility to the customers. For example, parcel distribution operations provide internet-based ‘track and trace’ facilities to enable their customers to have visibility of where their packages are at any time. In low-visibility operations the time lag between customer request and response could be measured in days rather than the near-immediate response expected from high-visibility ones. This lag allows the activities to be performed when it is convenient to the operation, thus achieving higher utilisation. Also, staff in high-visibility operations will need customer contact skills. For all these reasons, high visibility tends to result in higher costs than low visibility.

### *The implications of the Four Vs of processes*

The importance of the Four Vs is that they are the result of strategic decisions that have been taken by an operation. The types of products and services it chooses to develop, and the type of markets that it chooses to enter, will define the volume, variety, variation and visibility with which the operation has to cope. At the same time, all four Vs will affect the way that the operation’s processes are managed. The Four Vs act as a link between the strategic and operational aspects of operations management. The most obvious implication of an operation’s positioning on the Four Vs is on processing costs. Put simply, high volume, low variety, low variation and low visibility all help to keep

Figure 1.3 The Four Vs analysis for some retail banking services

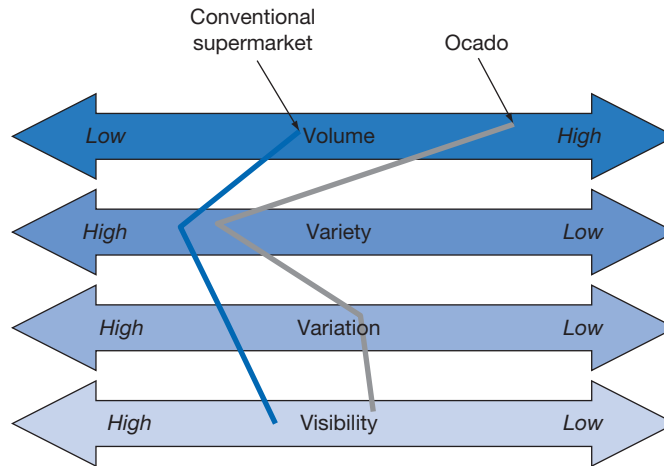


processing costs down. Conversely, low volume, high variety, high variation and high customer contact generally carry some kind of cost penalty for the process. This is why the volume dimension is often drawn with its 'low' end at the left, unlike the other dimensions, to keep all the 'low cost' implications on the right. Figure 1.3 summarises the implications of such positioning and illustrates the different positions on the Four Vs for some retail banking processes. Note that the personal banking/advice service is positioned at the high-cost end of the Four Vs, which is why it is generally offered to customers that represent high profit opportunities. Other, more automated services, such as ATMs and internet banking, have far lower costs.

### Example Online versus supermarket grocery retailing<sup>2</sup>

The retail industry is huge; we all shop – some more than others. For example, in the UK, wholesale and retail activity contributes almost 12 per cent of total Gross Value Added, and this is typical of developed economies. The retail industry, however, has been changing. In particular, more shopping takes place online. But for a time there was one exception – groceries. It is the biggest category in retailing but has been relatively impervious to the encroachment of online shopping.

**Figure 1.4** The Four Vs analysis for a conventional supermarket and Ocado



There are good reasons for this. First, established retailers worry that online shopping will simply reduce sales at their shops without reducing the costs of doing business. Second, many grocery items have relatively low value (and profit margins). Third, different items need to be stored at different temperatures. Fourth, delivery costs can be expensive – usually more than customers are willing to pay. Finally, many customers want to inspect fresh produce before they buy it. In addition, the early history of online grocery retailing was not encouraging. One of the first, California's Webvan, expanded fast but collapsed when its revenues could not match its costs.

In the UK, online grocery sales have made more of an impact than most of the world, partly because it is a small, relatively populous country. One of its largest online grocers is Ocado, which has built large, super-efficient warehouses (which require considerable investment). But the advantage of large 'fulfilment centres' such as Ocado's can be understood by looking at its Four Vs (see Figure 1.4). Each fulfilment centre serves a large geographic area that has a high volume of demand. Although it confines itself to grocery items, unlike some larger supermarkets that stock hardware and larger items, its variety is still relatively wide. Again, because of its scale, the variation in demand will be proportionally less than a conventional supermarket. Finally, the picking and packing is done centrally away from the customer, who will only have 'visibility' of Ocado through the website and at the time of delivery. Notice how the Ocado-style operation is positioned on the Four Vs towards the lower-cost end compared to a conventional supermarket. The question for online grocery retailers is whether these operational efficiencies will pay for the extra costs of delivery and the investment in fulfilment centres.

## What is strategy?

We have used the word 'strategy' several times. But what exactly is strategy? Surprisingly, it is not easy to answer what seems like a straightforward question. Linguistically, the word derives from the Greek word *strategos*, meaning 'leading an army'. And although there is no direct historical link between Greek military practice and modern



ideas of strategy, the military metaphor is powerful. Both military and business strategy can be described in similar ways, and include some of the following:

- Setting broad objectives that direct an enterprise towards its overall goal
- Planning the path (in general rather than specific terms) that will achieve these goals
- Stressing long-term rather than short-term objectives
- Dealing with the total picture rather than stressing individual activities
- Being detached from, and above, the confusion and distractions of day-to-day activities

Later views of strategy have introduced some of the practical realities of business, based on observations of how organisations really do go about making (or not making) strategic decisions. These include the following:

- Business objectives may not ever become ‘clear’. In fact, most organisations will have multiple objectives that may themselves conflict. For example, an outsourcing decision may improve profitability but could involve a firm in long-term reputational risk.
- Markets are intrinsically unstable in the long term, so there must be some limit to the usefulness of regarding strategy as simply planning what to do in the future. It may be more important to keep close to what is actually happening in the market and adapt to whatever circumstances develop.
- Many decisions are far less formal than the simple planning model assumes. In fact, many strategic decisions ‘emerge’ over time rather than derive from any single, formal senior management decision.
- Organisations do not always do in practice what they say they’ll do, or even what they want to do. The only way to deduce the effect strategy of an organisation is to observe the pattern of decisions that it makes over time.

In this book we recognise the problematic nature of strategy. Nevertheless, we do offer some models and approaches that implicitly assume that managers can have some influence over the strategic direction of their organisation – even if this influence may, at times, be limited. So, notwithstanding the uncertainties and complexities of real strategy making, it is our belief that some kind of structure, model or plan can help most managers to understand what they believe they should be doing. Also note that, although strategy is described here as being an ‘enterprise-level’ issue, almost everything that is contained in the previous discussion can also apply to an individual function or subset of an enterprise. This is an area we shall develop later.

### **Example** Sometimes any plan is better than no plan

There is a famous story that illustrates the importance of having some kind of plan, even if hindsight proves it to be the wrong plan.<sup>3</sup> During manoeuvres in the Alps, a detachment of Hungarian soldiers got lost. The weather was severe and the snow was deep. In these freezing conditions, after two days of wandering, the soldiers gave up hope and became reconciled to a frozen death on the mountains. Then, to their delight, one of the soldiers discovered a map

in his pocket. Much cheered by this discovery, the soldiers were able to escape from the mountains. When they were safe back at their headquarters, they discovered that the map was not of the Alps at all, but of the Pyrenees. The moral of the story? A plan (or a map) may not be perfect but it gives a sense of purpose and a sense of direction. If the soldiers had waited for the right map they would have frozen to death. Yet, their renewed confidence motivated them to get up and create opportunities.

## What is operations strategy and how is it different from operations management?

One of the biggest mistakes a business can make is to confuse 'operations' with 'operational'. The meaning of 'operational' is the opposite of strategic; it means detailed, localised, short term and day to day. And operations *management* is very much like this. Yet, 'managing the resources and processes that produce and deliver goods and services' should also be seen as a long-term and strategic issue. More importantly, it should be seen as one that can have a significant strategic impact. So, in answer to the question 'What is the difference between operations strategy and operations management?', at a superficial level, the answer is: 'It's a strategic perspective on how operations resources and processes are managed'. Yet, this overlooks some important implications.

- **Operations strategy is longer term.** Operations management is largely concerned with short to medium time-scales while operations strategy is concerned with more long-term issues.
- **Operations strategy is concerned with a higher level of analysis.** Operations management is largely concerned with managing resources within and between smaller operations (departments, work units etc.) whereas operations strategy is more concerned with decisions affecting a wider set of the organisation's resources and the supply network of which they are a part.
- **Operations strategy involves a greater level of aggregation.** Operations management is concerned with the details of how products and services are produced. Individual sets of resources are treated separately, as the component parts of the operation. Operations strategy, on the other hand, brings together and consolidates such details into broader issues.
- **Operations strategy uses a higher level of abstraction.** Operations management is concerned largely with what is immediately recognisable and tangible. Operations strategy often deals with more abstract, less directly observable, issues.

See Table 1.1 for some examples of operations management and operations strategy questions.

Nor is operations strategy simply a blend of the subjects of operations management and strategic management. It is an operations-based subject that is concerned with operations issues.

Its feet are firmly in the operations 'camp', even if its direction and purpose are strategic. Perhaps more significantly, it believes that many of the businesses that seem to be especially competitively successful, and who appear to be sustaining their success into the longer term, have a clear (and often innovative) operations